

2017-18

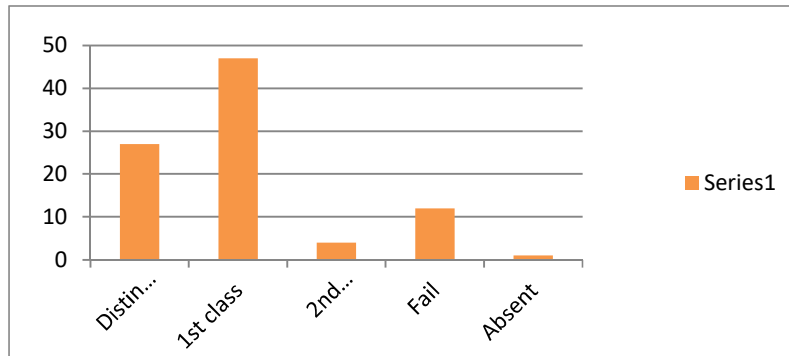
B.A. I. SEMESTER

RESULT ANALYSIS 2017 NOV-DEC

Passed	78
Failed	12
Absent	1
Total number of Students	91
Passing Percentage	86.60%



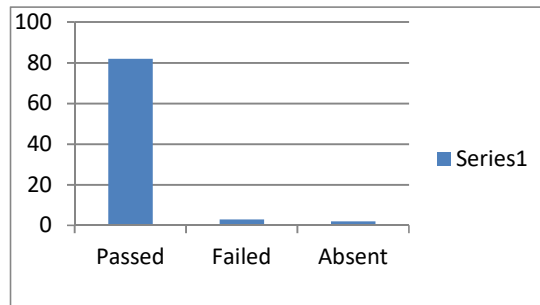
Distinction	1 st class	2 nd class	Fail	Absent
27	47	4	12	1



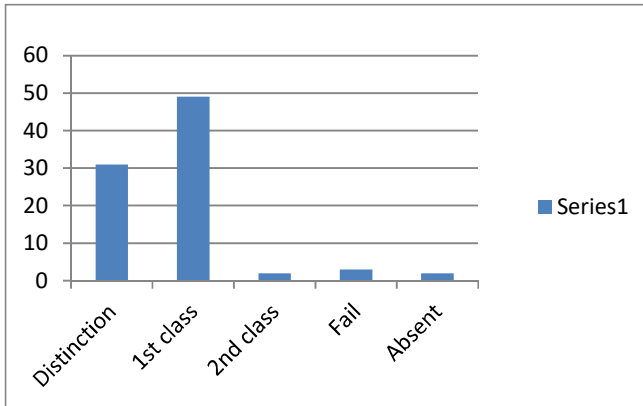
B.A. II. SEMESTER

RESULT ANALYSIS 2018 MAY-JUNE

Total no. of students appeared	87
Passed	82
Failed	3
Absent	2
Passing Percentage	96.47%

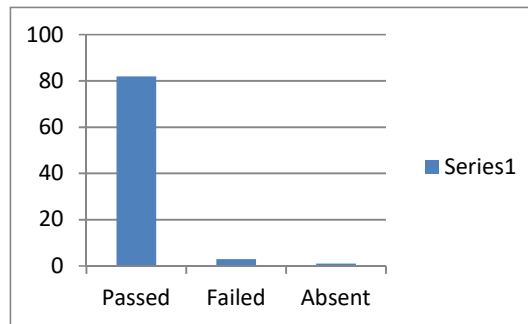


Distinction	1st class	2nd class	Fail	Absent
31	49	2	3	2

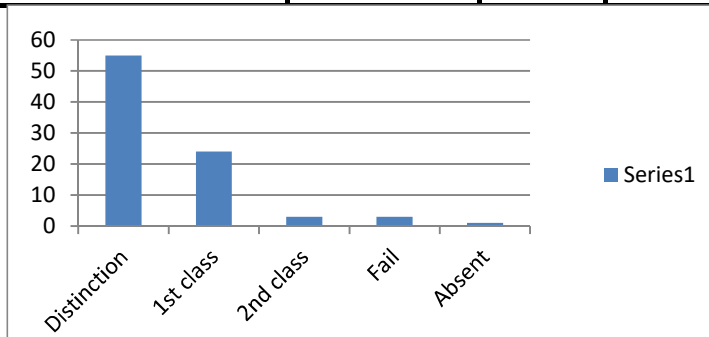


B.A. III. SEMESTER RESULT ANALYSIS 2017 NOV-DEC

Total no. of students appeared	86
Passed	82
Failed	3
Absent	1
Passing Percentage	96.50%

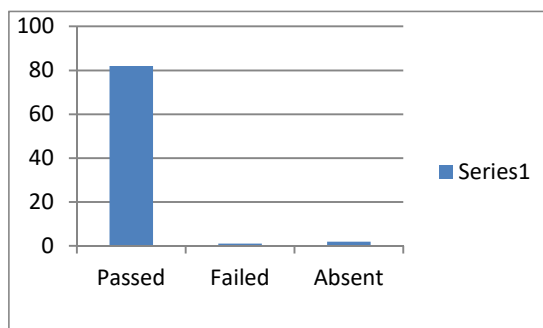


Distinction	1st class	2nd class	Fail	Absent
55	24	3	3	1

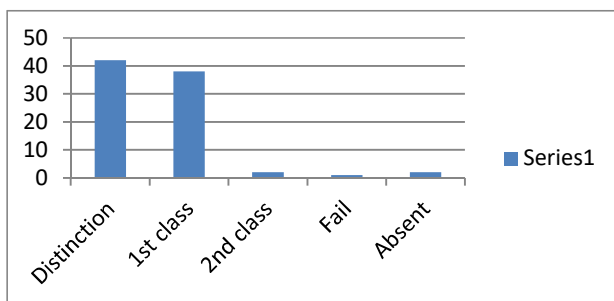


**B.A IV SEMESTER
RESULT ANALYSIS 2018 MAY-JUNE**

Total no. of students appeared	85
Passed	82
Failed	1
Absent	2
Passing Percentage	96.47%

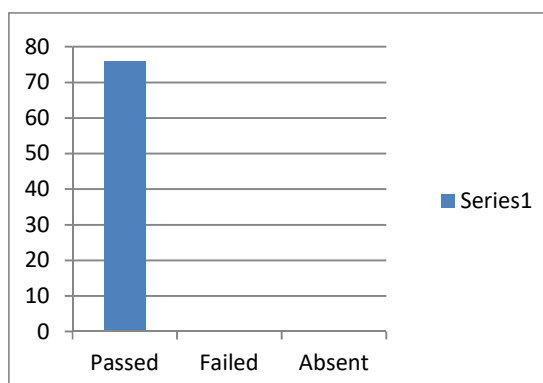


Distinction	1st class	2nd class	Fail	Absent
42	38	2	1	2

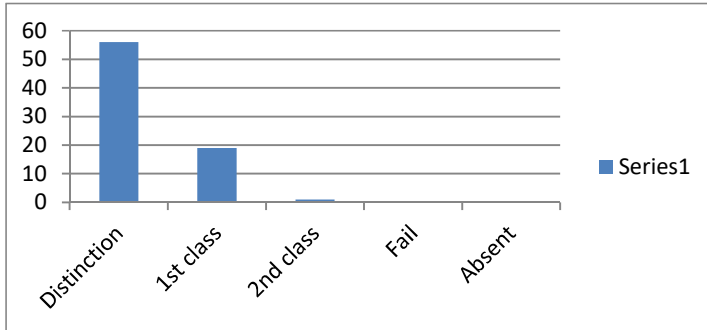


**B.A. V. SEMESTER
RESULT ANALYSIS 2017 NOV-DEC**

Total no. of students appeared	76
Passed	76
Failed	0
Absent	0
Passing Percentage	100%

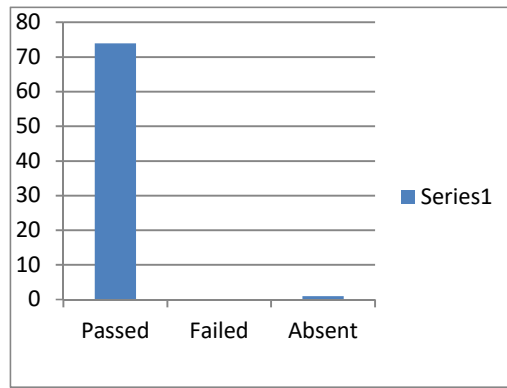


Distinction	1st class	2nd class	Fail	Absent
56	19	1	0	0

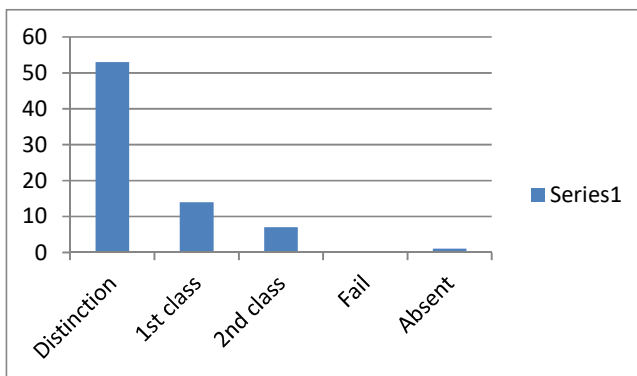


B.A. VI. SEMESTER RESULT ANALYSIS 2018 MAY-JUNE

Total no. of students appeared	75
Passed	74
Failed	0
Absent	1
Passing Percentage	100%



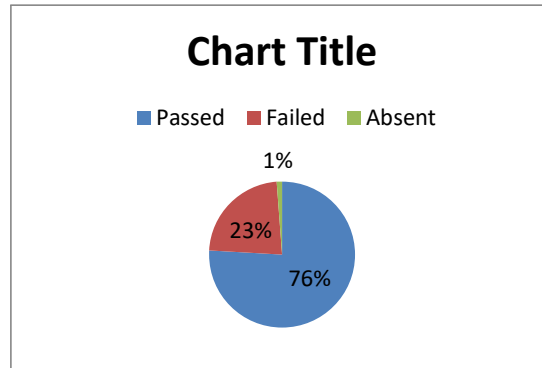
Distinction	1 st class	2 nd class	Fail	Absent
53	14	7	0	1



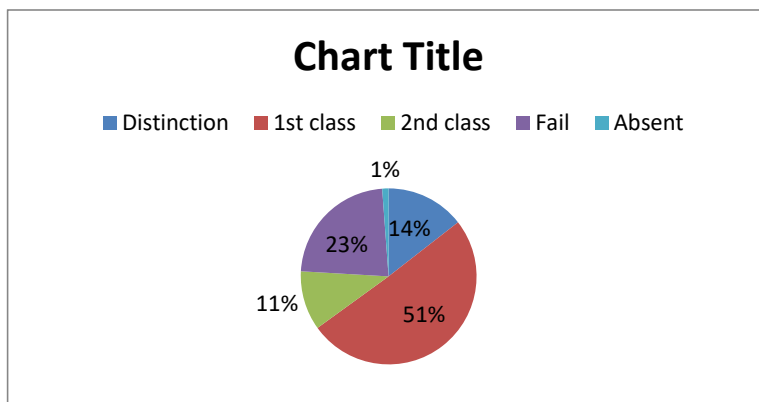
2018-19

B.A. I. SEMESTER RESULT ANALYSIS 2018 NOV-DEC

Total Students Admitted	83
Total no. of students appeared	82
Passed	63
Failed	19
Absent	1
Passing Percentage	76.80%

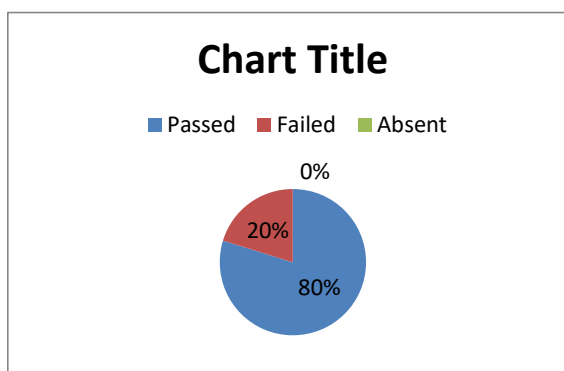


Distinction	1st class	2nd class	Fail	Absent
12	42	9	19	1

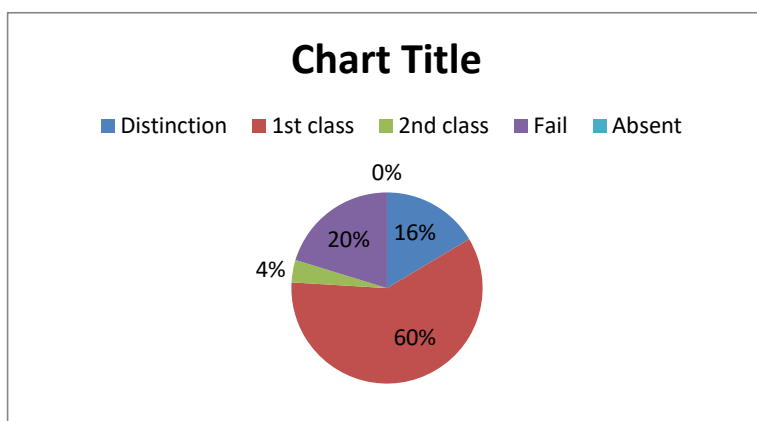


**B.A. II. SEMESTER
RESULT ANALYSIS 2019 APRIL-MAY**

Total Students Admitted	79
Total no. of students appeared	79
Passed	63
Failed	16
Absent	0
Passing Percentage	79.74%

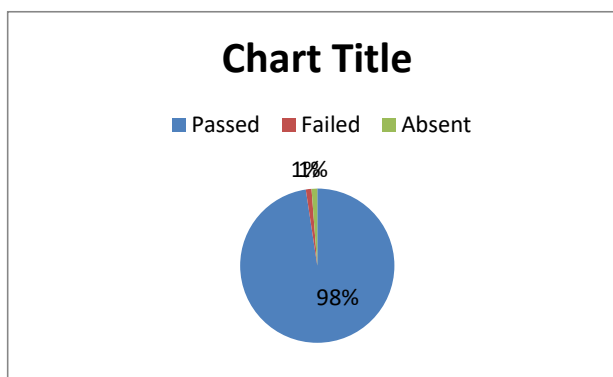


Distinction	1st class	2nd class	Fail	Absent
13	47	3	16	0

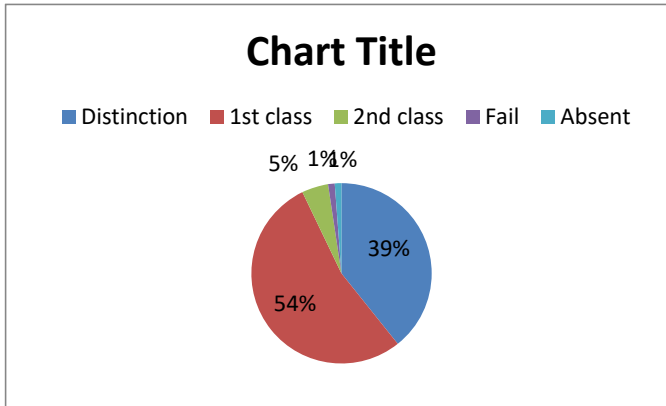


**B.A. III. SEMESTER
RESULT ANALYSIS 2018 NOV-DEC**

Total Admitted Students	84
Total no. of students appeared	83
Passed	82
Failed	1
Absent	1
Passing Percentage	98.79

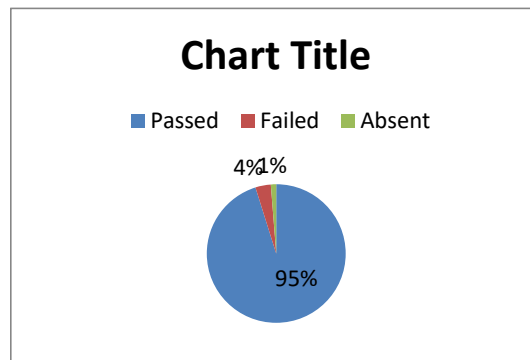


Distinction	1st class	2nd class	Fail	Absent
33	45	4	1	1

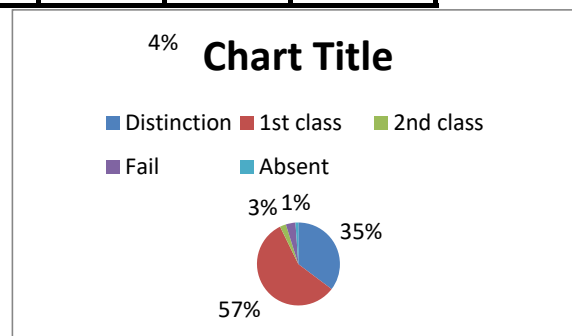


**B.A. IV. SEMESTER
RESULT ANALYSIS 2019 APRIL-MAY**

Total Admitted Students	82
Total no. of students appeared	82
Passed	78
Failed	3
Absent	1
Passing Percentage	96.29%

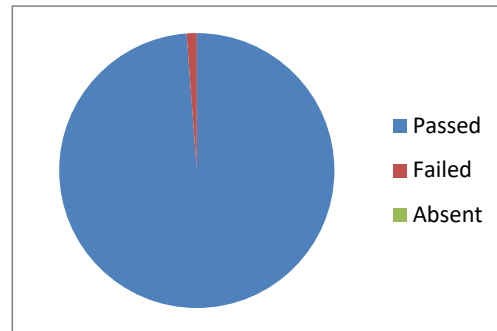


Distinction	1st class	2nd class	Fail	Absent
29	47	2	3	1

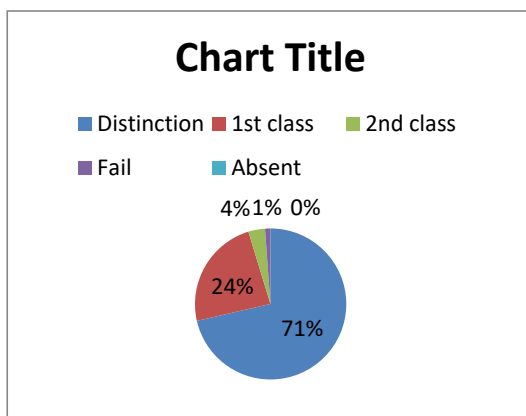


B.A. V. SEMESTER RESULT ANALYSIS 2018 NOV-DEC

Total Students Admitted	84
Total no. of students appeared	84
Passed	83
Failed	1
Absent	0
Passing Percentage	98.80%

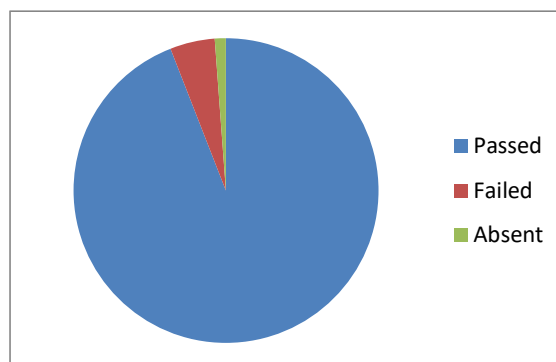


Distinction	1st class	2nd class	Fail	Absent
60	20	3	1	0

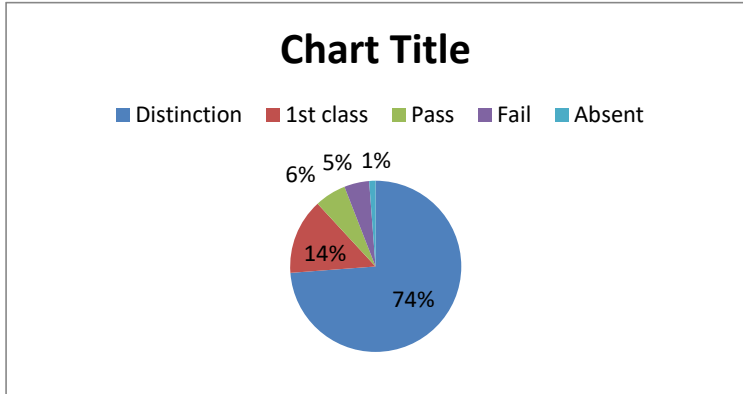


B.A. VI. SEMESTER RESULT ANALYSIS 2019 APRIL-MAY

Total Admitted Students	84
Total no. of students appeared	83
Passed	79
Failed	4
Absent	1
Passing Percentage	95.18%



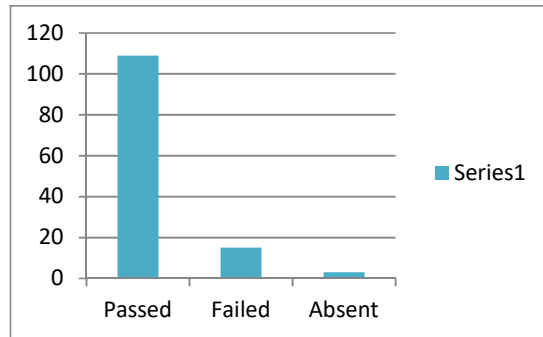
Distinction	1st class	Pass	Fail	Absent
62	12	5	4	1



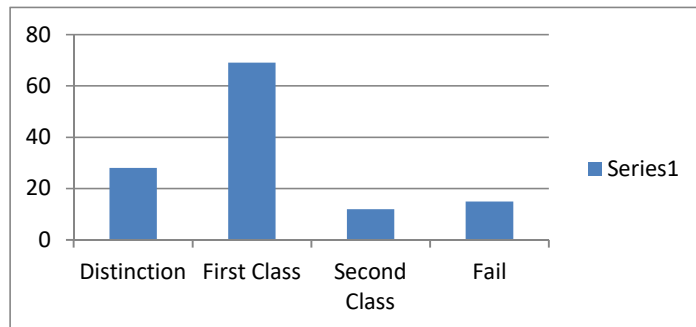
2019-20

B.A. IST SEMESTER RESULT ANALYSIS 2019 NOV-DEC

Total no. of students appeared	125
Passed	109
Failed	15
Absent	3
Passing Percentage	87.20%

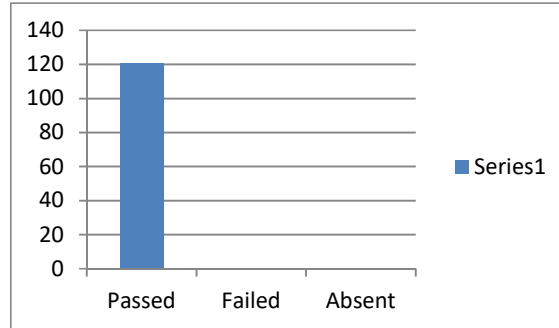


Distinction	First Class	Second Class	Fail
28	69	12	15

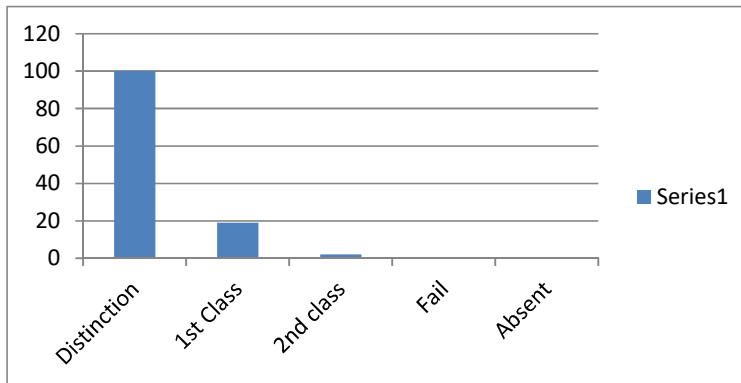


B.A. IInd SEMESTER RESULT ANALYSIS 2020 May-June

Total no. of students appeared	121
Passed	121
Failed	0
Absent	0
Passing Percentage	100%

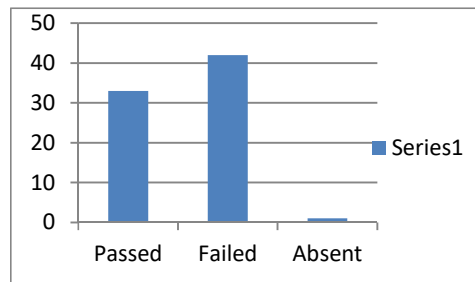


Distinction	1 st Class	2 nd class	Fail	Absent
100	19	2	0	0

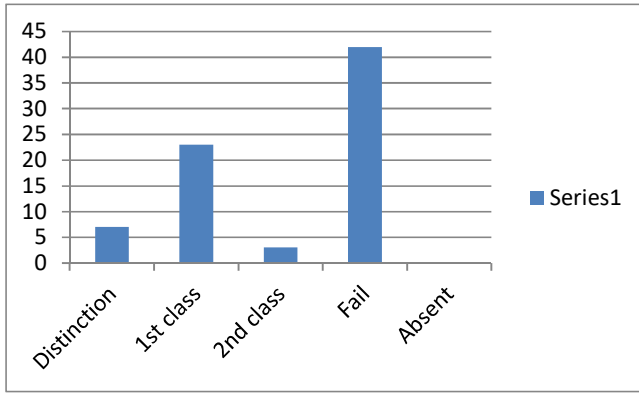


B.A. IIIrd SEMESTER RESULT ANALYSIS 2019 Nov-Dec

Total no. of students appeared	75
Passed	33
Failed	42
Absent	1
Passing Percentage	44%

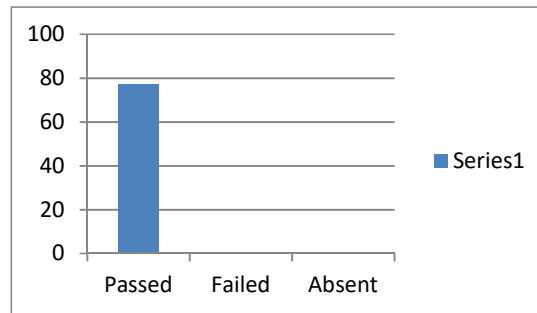


Distinction	1 st class	2 nd class	Fail	Absent
7	23	3	42	0

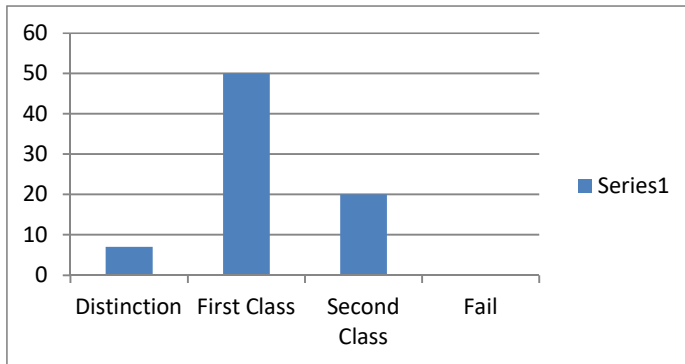


B.A. IVth SEMESTER RESULT ANALYSIS 2020 May-June

Total no. of students appeared	77
Passed	77
Failed	0
Absent	0
Passing percentage	100%

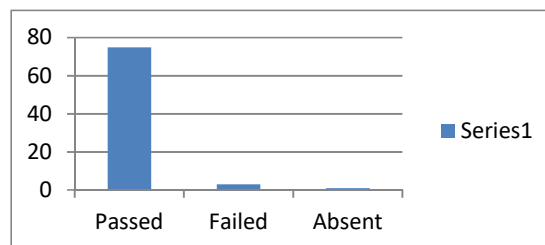


Distinction	First Class	Second Class	Fail
7	50	20	0

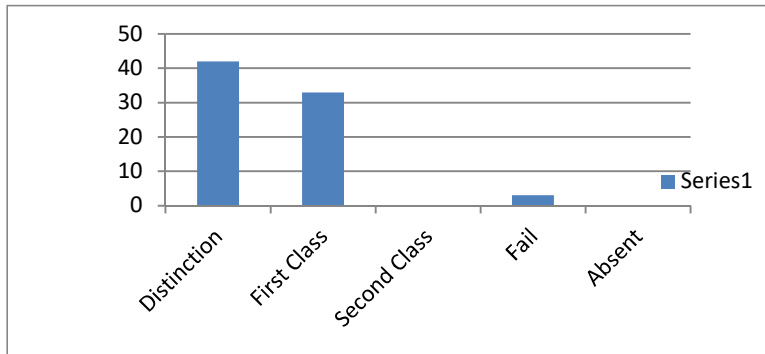


B.A. V. SEMESTER RESULT ANALYSIS 2019 Nov-Dec

Total no. of students appeared	78
Passed	75
Failed	3
Absent	1
Passing Percentage	96.15

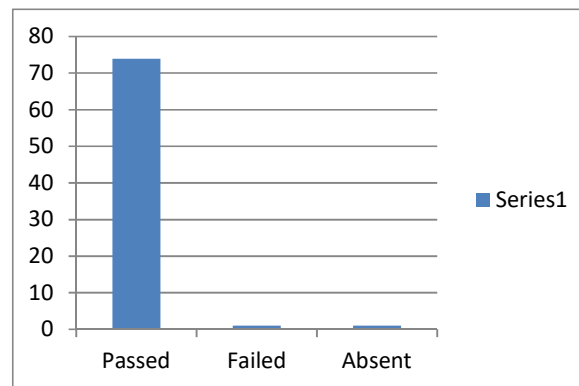


Distinction	First Class	Second Class	Fail	Absent
42	33	0	3	0

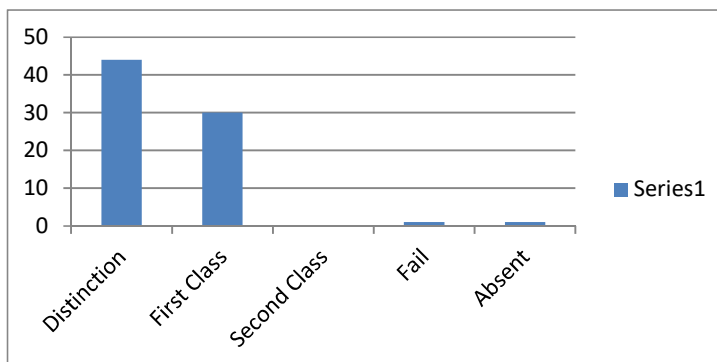


B.A. VI. SEMESTER RESULT ANALYSIS 2020 May-June

Total Number of Students	76
Total no. of students Appeared	75
Passed	74
Failed	1
Absent	1
Passing percentage	98.66



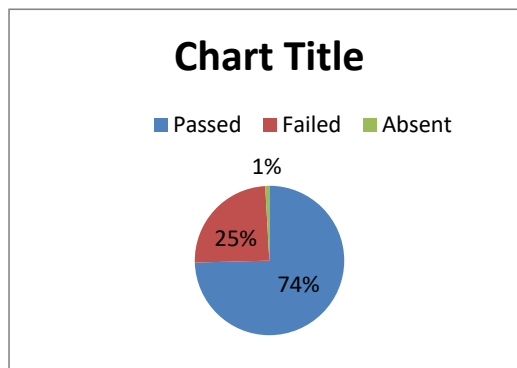
Distinction	First Class	Second Class	Fail	Absent
44	30	0	1	1



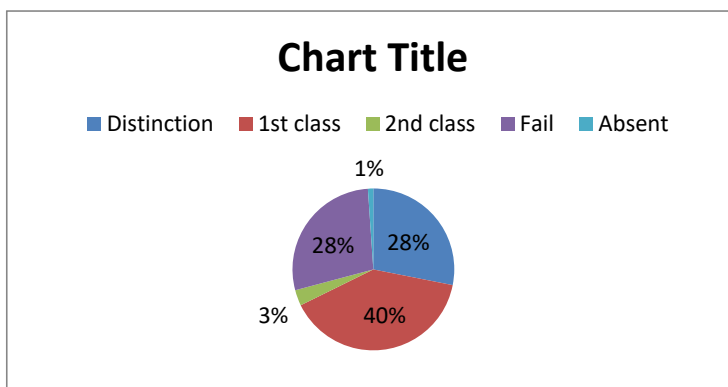
2020-21

B.A. I SEMESTER RESULT ANALYSIS 2020-21 Mar-Apr

Total no. of students admitted	110
Total no. of students appeared	109
Passed	82
Failed	27
Absent	1
Passing Percentage	75.22

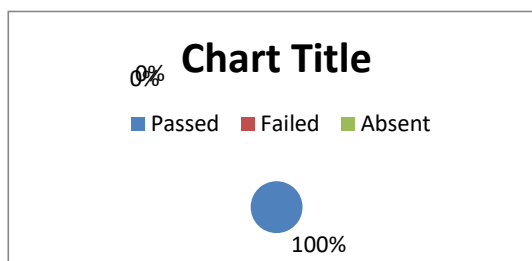


Distinction	1st class	2nd class	Fail	Absent
27	38	3	27	1



B.A. II. SEMESTER RESULT ANALYSIS 2020-21

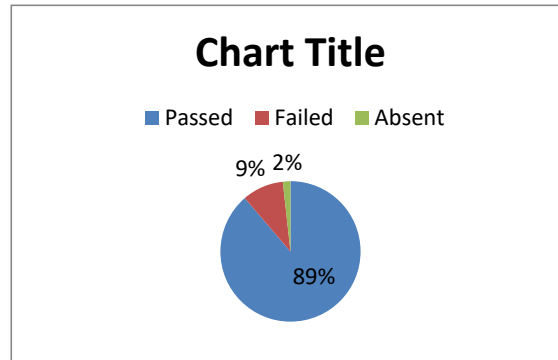
Total no. of students admitted	110
Total no. of students appeared	98
Passed	98
Failed	0
Absent	0
Passing Percentage	100%



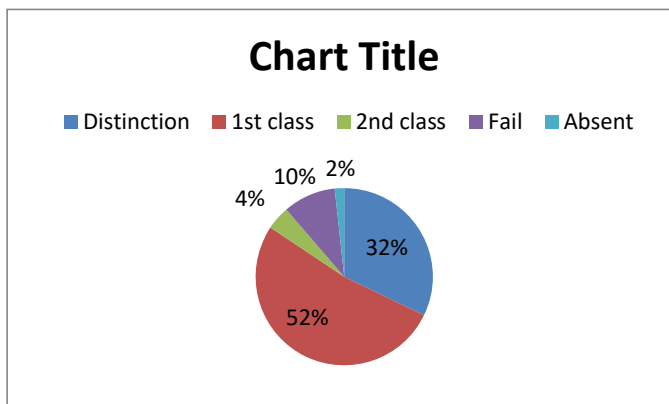
Distinction	1st class	2nd class	Fail	Absent

**B.A. III. SEMESTER
RESULT ANALYSIS 2020-21 Mar-Apr**

Total no. of students admitted	116
Total no. of students appeared	113
Passed	102
Failed	11
Absent	2
Passing Percentage	90.26

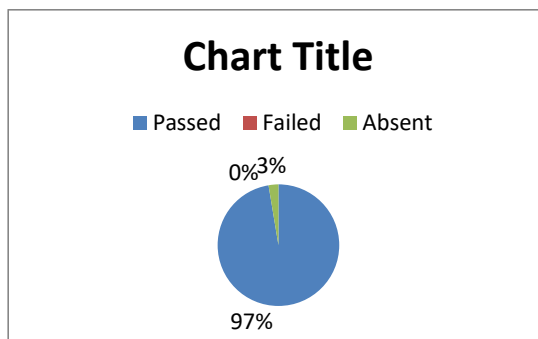


Distinction	1st class	2nd class	Fail	Absent
37	60	5	11	2

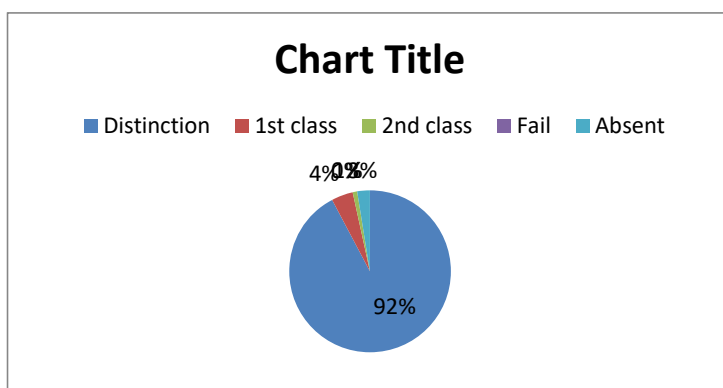


**B.A. IV. SEMESTER
RESULT ANALYSIS 2020-21 Mar-Apr**

Total no. of students admitted	116
Total no. of students appeared	113
Passed	113
Failed	0
Absent	3
Passing Percentage	100%

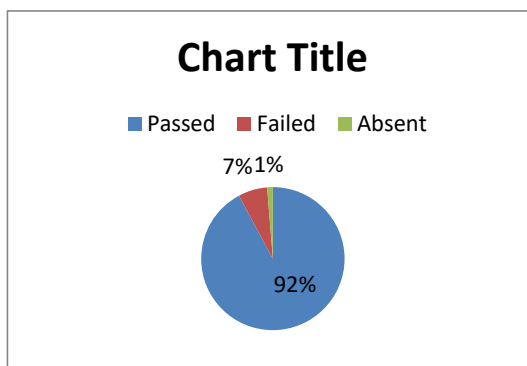


Distinction	1st class	2nd class	Fail	Absent
107	5	1	0	3

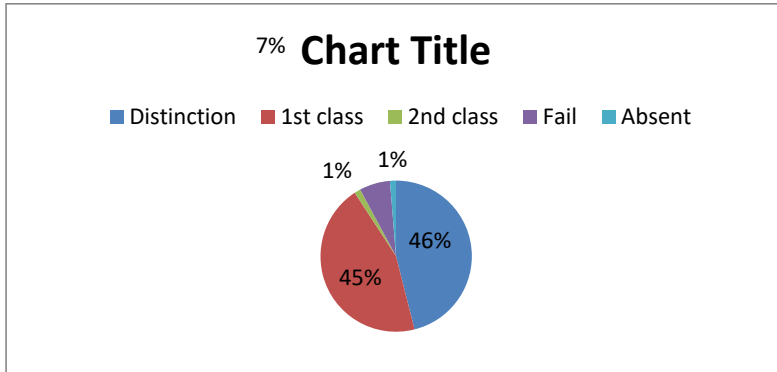


**B.A. V. SEMESTER
RESULT ANALYSIS 2020-21 Mar-Apr**

Total no. of students appeared	76
Passed	70
Failed	5
Absent	1
Passing Percentage	93.30%

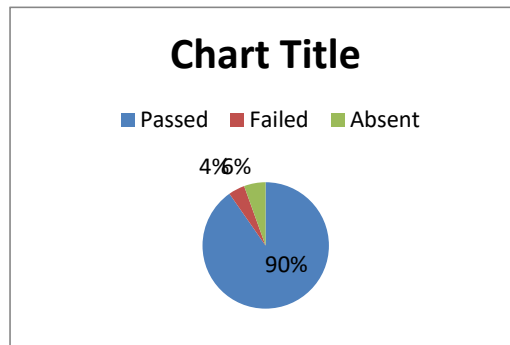


Distinction	1st class	2nd class	Fail	Absent
35	34	1	5	1



**B.A. VI. SEMESTER
RESULT ANALYSIS 2020-21**

Total no. of students appeared	72
Passed	65
Failed	3
Absent	4
Passing Percentage	95.58



Distinction	1st class	2nd class	Fail	Absent
16	15	34	3	4

